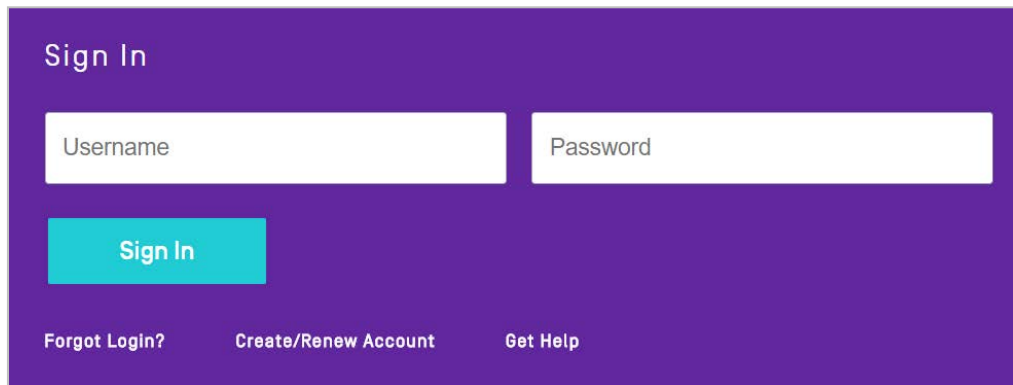


Quick-Start Guide:
Authors – Clinical
Practice
Application

Accessing Your DRF Program(s)

To begin, go to login.taskstream.com and log in using your assigned username and password.



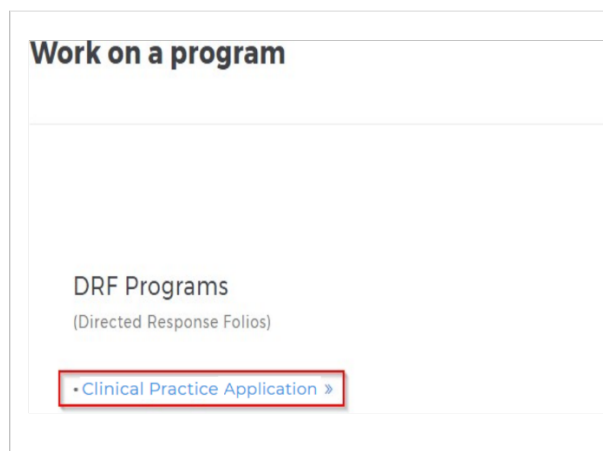
Sign In

Username Password

Sign In

[Forgot Login?](#) [Create/Renew Account](#) [Get Help](#)

To access your Directed Response Folio (DRF), click the name of the DRF program from the home page.

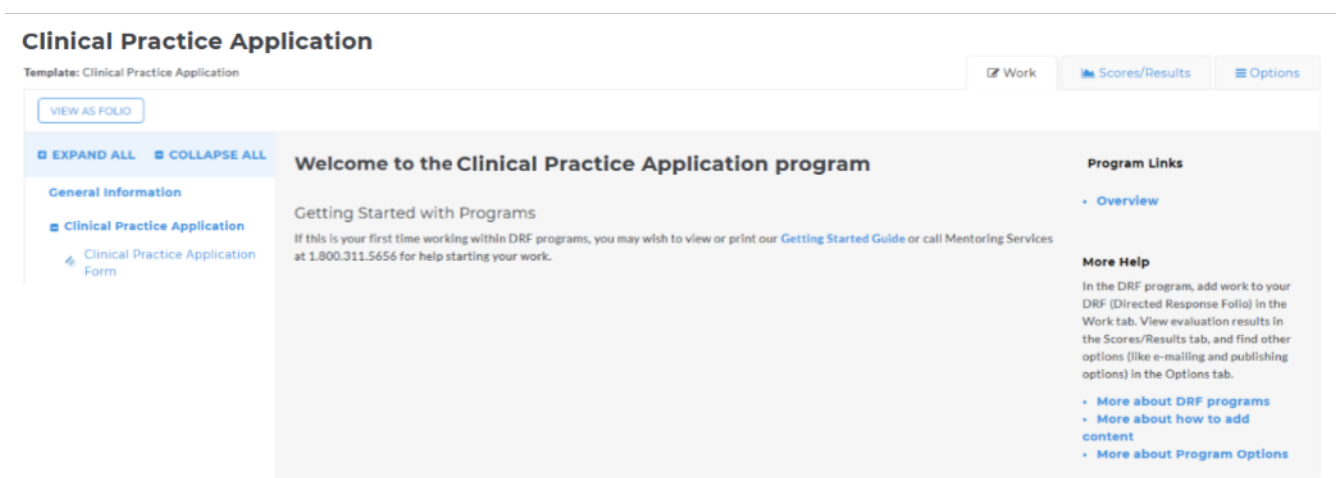


Work on a program

DRF Programs
(Directed Response Folios)

- [Clinical Practice Application »](#)

You will see the structure of your Directed Response Folio (DRF) in the left frame. There is only one section in this DRF, the Clinical Practice Application Form.



Clinical Practice Application

Template: Clinical Practice Application

VIEW AS FOLIO

EXPAND ALL COLLAPSE ALL

General Information

- Clinical Practice Application
 - Clinical Practice Application Form

Work Scores/Results Options

Welcome to the Clinical Practice Application program

Getting Started with Programs

If this is your first time working within DRF programs, you may wish to view or print our [Getting Started Guide](#) or call Mentoring Services at 1.800.311.5656 for help starting your work.

Program Links

- Overview

More Help

In the DRF program, add work to your DRF (Directed Response Folio) in the Work tab. View evaluation results in the Scores/Results tab, and find other options (like e-mailing and publishing options) in the Options tab.

- More about DRF programs
- More about how to add content
- More about Program Options

Click the Clinical Practice Application Form. The content of this section will be displayed in the right frame area. No directions are included, as they are included on the form itself. If you would like to see the rubric being used to evaluate your work, click the Evaluation Method link for that requirement. For the application, the Clinical Practice Application Review will be used for evaluation.

The screenshot shows a web interface for configuring a form. On the left, there is a sidebar with 'General Information' and 'Clinical Practice Application' sections. The 'Clinical Practice Application' section is expanded to show 'Clinical Practice Application Form'. The main content area is titled 'Clinical Practice Application Form' and includes sections for 'DIRECTIONS' (No directions added), 'EVALUATION METHOD' (A form is used in this Evaluation. Name of form: Clinical Practice Application Review [View form]. Final scoring method: Evaluator marks as "Meets Requirement/Does not Meet Requirement"), and 'FORM : CLINICAL PRACTICE APPLICATION' (Please complete this form as part of this requirement). There are buttons for 'Expand All', 'Collapse All', 'Add: Form', 'Help on this Page', 'Print', and 'Edit'.

Complete all portions of the form as indicated.

Respond to form Clinical Practice Application for Clinical Practice Application Form

▶ DIRECTIONS

▶ EVALUATION METHOD

CANCEL CHECK SPELLING PRINT

SAVE DRAFT SAVE AND RETURN

Response is required

Personal Information

MSU ID Number (Max chars : 50) Save Draft Count 0

Mailing Address (Max chars : 20,000) Save Draft Count 0

Phone Number (Max chars : 20,000) Save Draft Count 0

Email Address (Max chars : 20,000) Save Draft Count 0

After all portions are complete, click the **Save and Return** button at the bottom of the form.

Submitting a Requirement to Your Evaluator

Click the **Submit Work** button from the top of the Work tab.

Clinical Practice Application

Template: Clinical Practice Application

Work Scores/Results Options

VIEW AS FOLIO

Don't forget to submit! Status: Work in Progress SUBMIT WORK

EXPAND ALL COLLAPSE ALL Add: Form

General Information

Clinical Practice Application

Clinical Practice Application Form

Help on this Page

DIRECTIONS

EVALUATION METHOD

FORM : CLINICAL PRACTICE APPLICATION Edit

You have already started completing the form. [View/Edit Your Responses](#)

Follow the instructions on the screen to submit your assignment and add comments, as necessary.

Are you sure you want to submit Clinical Practice Application for Evaluation?

Your work will be locked and no further edits will be possible.

⚠ Important : Because all of the requirements in this category , "Clinical Practice Application", are being evaluated at one time, by submitting, you are submitting *all* of the requirements in this category .

You are submitting: Clinical Practice Application Form

Add optional comments for your evaluator

CANCEL

CHECK SPELLING

YES - SUBMIT MY WORK